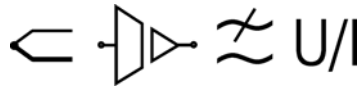


# ISO-TC



## Characteristics

The **ISO-TC Module** offers signal conditioning of thermocouples (standard types J, K and T). Linearisation is done by the module. Maximum measurement range (type K) is -100°C to 1200°C. The standard module has a fixed range (-100°C to +100°C, or +200°C, +500°C, +1000°C, +1200°C) plus type to be specified with order. Calibration is done for this range. Optionally up to three switchable ranges are selectable. The CJC is integrated in the connector, cable break is indicated by an LED. Depending on the base configuration the module has voltage and current outputs.

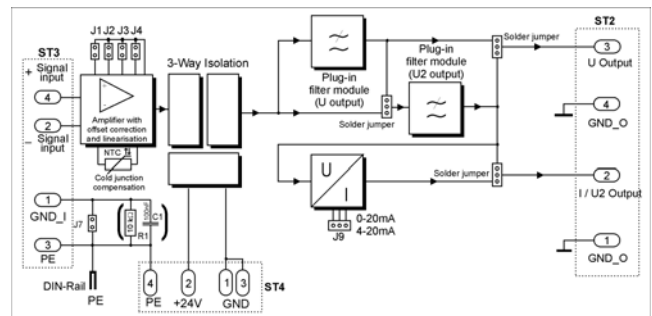
## Technical Data

<b>Supply voltage</b>	24 V DC ± 10 %
<b>Power consumption at nominal voltage</b> (without sensor / without load)	90 mA
<b>Electrical isolation</b> (3-way isolation)	1000 V DC
<b>Accuracy</b> <sup>1</sup>	0.2 %
<b>Cut-off frequency</b> (standard / maximum)	10 Hz / 5 kHz
<b>Linearity</b> (typical)	0.1 %
<b>Input</b> Thermocouple Input resistance	Type K, J, T <sup>2</sup> , R <sup>3</sup> 10 MΩ
<b>Output – Voltage</b> Output range (V1 / V2)	± 10 V / 0..10 V
<b>Output – Current</b> Output range (A1 / A2 / A3)	± 20 mA / 0..20 mA / 4..20 mA
<b>Max. load current (U output)</b>	± 10 mA
<b>Residual ripple</b> @ f <sub>g</sub> = 5 kHz	typ. 2 mV <sub>pp</sub>
<b>Cable break</b>	red LED
<b>Ranges</b> Maximum range Standard ranges (selectable) Minimum range Ranges per module (standard) Maximum numbers	-250°C..+1200°C 200, 500, 1000, 1200°C -100°C..+100°C 1 4
<b>Environmental temperature</b>	0..50 °C
<b>Plug-in filter</b> Standard frequencies in Hz	10, 30, 50, 100, 300, 500, 1 k, 3 k, 5 k, 10 k

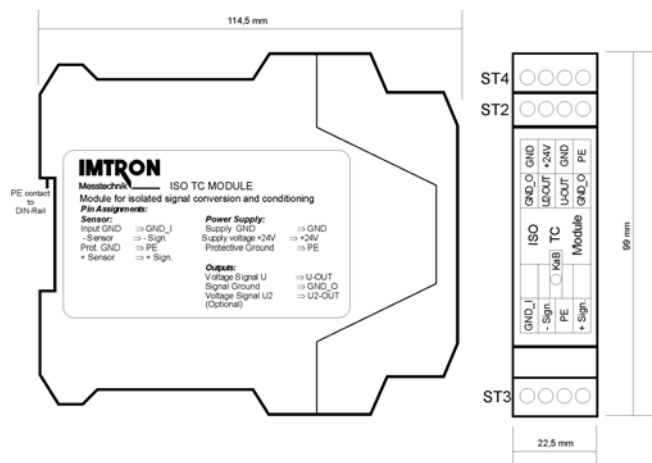
## Remarks to technical data:

- \*1 Input connector must be attached for 30 minutes to module. A possible offset can be corrected with trimmer ZERO-A
- \*2 Accuracy for type T is only met up to -230°C with negative range.
- \*3 Accuracy for type R is only met with positive range, with negative range deviation is < 1%.

## Block Diagram



## Dimensions



## Ordering Code

60-ISO-TC-A-B-MBS-XX-YY-ZZ

- A = 1 (1 output), 2 (2 outputs)
- B = Type J, K, T, R
- MBS = Range 1, 2, 5, 10, 12 (+100, 200, 500, 1000, 1200 °C)
- XX = Filter frequency
- YY = Characteristics (BW = Butterworth, BS = Bessel)
- ZZ = Voltage resp. current output

Example: 60-ISO-TC-1-K-10-10 Hz-BW-V1